












TUBULAR-S

| | |
|------------------|----------------------------------------------------------------------------------------------------------------------------------------------------------------------------------------------------------------------------------------------------------------------------------------------------------------------------------------------------------------------------------------------------------------------------------------------------------------------------------------------------------------------------------------------------------------------------------------------------------------------------------------------------------------------------------------------------------------------------------------------------------------------------------------|
| Código artículo | 86.SD01.5343.02 |
| Tipo de producto | Indoor |
| Categoría | Downlights de superficie |
| Familia | TUBULAR-S |
| Pictograms |          |

Dimensions

Product dimensions (mm) Ø170X182 mm

Esquema



Producto

| | |
|------------------------------|---------------|
| Potencia real (W) | 50 |
| Flujo luminoso real (lm) | 4000 |
| Eficacia luminosa (lm/W) | 80 |
| Ángulo de apertura | 60 |
| Tiempo de vida | 50000h L80B10 |
| IP | IP65 |
| Equipo | DALI |
| Temperatura de color (K) | 3000 |
| Consistencia de color (SDCM) | SDCM3 |
| CRI | 80 |